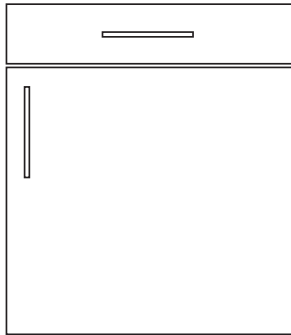






## Handles



handle position: SE  
vertical



handle position: MI  
horizontal centre



handle position: WA  
horizontal  
Only on flat fronts possible!

**Handle price**  
for extra handle please give  
handle  
no.Price per handle [5,50 ] NVK  
Extra price handles would be  
charge  
and extra cost.

## Knob



**K14**  
Knob Pewter style



**K15**  
Knob Pewter style  
Metal



**K16**  
Knob Stainless steel  
Metal

## handle 32 / 64 / 96 mm drilling distance



**G144**  
Handle Pewter style (64mm)  
Metal  
handle position: WA + MI



**G97**  
Handle Stainless steel (32mm)  
handle position: WA + MI



**G170**  
Handle Stainless steel (64mm)  
Metal  
handle position: WA + MI  
V.34





## Handles 128 mm drilling distance



**G81**  
Handle Antique bronze (128mm)  
old pewter colored  
Handle position: SE + MI + WA



**G87**  
Handle Pewter style (128mm)  
Metal  
Handle position: SE + MI + WA



**G96**  
Handle Stainless steel (128mm)  
Handle position: SE + MI + WA



**G168**  
Handle Stainless steel (128mm)  
Metal  
Handle position: SE + MI + WA

## Handles 160 mm drilling distance



**G69**  
Handle Matt nickel (160mm)  
Metal  
Handle position: SE + MI + WA



**G84**  
Handle Stainless steel (160mm)  
Metal  
Handle position: SE + MI + WA



**G91**  
Handle Stainless steel (160mm)  
Metal  
Handle position: SE + MI + WA



**G107**  
Handle Stainless steel (160mm)  
Metal  
Handle position: SE + MI + WA



**G122**  
Handle Stainless steel (160mm)  
Metal  
Handle position: SE + MI + WA



**G141**  
Handle Pewter style (160mm)  
Metal  
Handle position: SE + MI + WA



## Handles 160 mm drilling distance



**G148**  
Handle Stainless steel (160mm)  
Metal  
Handle position: SE + MI + WA



**G155**  
Handle Stainless steel (160mm)  
Metal  
Handle position: SE + MI + WA




**G160**  
Handle Stainless steel (160mm)  
Metal  
Handle position: SE + MI + WA



**G161**  
Handle Stainless steel (160mm)  
Metal  
handle position: WA + MI



**G164**  
handle titanium-colored (160mm)  
Metal  
Handle position: SE + MI + WA



**G169**  
Handle copper coloured mat  
Metal  
Handle position: SE + MI + WA



**G171**  
Handle Stainless steel (160mm)  
Metal  
Handle position: SE + MI + WA



**G172**  
Handle Stainless steel (160mm)  
Metal  
handle position: WA + MI

## Handles 192 mm drilling distance



**G78**  
Handle Stainless steel (192mm)  
Metal  
Handle position: SE + MI + WA



**G109**  
Handle Stainless steel (192mm)  
Metal  
Handle position: SE + MI + WA





## Handles 192 mm drilling distance



**G158**  
Handle Stainless steel (192mm)  
Metal  
Handle position: SE + MI + WA



**G162**  
Handle Stainless steel (192mm)  
Metal  
Handle position: SE + MI + WA

## Handles



**G173**  
Handle Stainless steel (160mm)  
Metal  
Handle 160 mm drilling  
for drawers, pan drawers, flap doors

Handle 320 mm drilling  
drilling for doors vertically





## Handles



### RG1

RG1 Stainless steel  
(extra price)  
handle position: SE

#### Drawer width, of pan drawer and flap doors

Drilling	Door width
160mm	295mm
260mm	395mm
320mm	445mm
360mm	495mm
420mm	545mm
460mm	595mm
560mm	695mm
660mm	795mm
757mm	895mm (3 fixing points)
818mm	995mm (3 fixing points)
1050mm	1195mm(3 fixing points)

and all wider door widths

#### Length of door

for all door heights  
320mm                      drilling 260 mm

## Handles



### RG2

RG1 Stainless steel  
(extra price)  
handle position: SE

#### Drawer width, of pan drawer and flap doors

Drilling	Door width
160mm	295mm
260mm	395mm
320mm	445mm
360mm	495mm
420mm	545mm
460mm	595mm
560mm	695mm
660mm	795mm
757mm	895mm (3 fixing points)
818mm	995mm (3 fixing points)
1050mm	1195mm (3 fixing points)

and all wider door widths

#### Length of door

Drilling	Door width
191mm	321mm
256mm	386mm
320mm	451mm
386mm	516mm
451mm	581mm
516mm	646mm
581mm	711mm
646mm	776mm
776mm	906mm (3 fixing points)
841mm	971mm (3 fixing points)
906mm	1036mm (3 fixing points)
971mm	1101mm (3 fixing points)
1036mm	1166mm (3 fixing points)
1166mm	1296mm (3 fixing points)
1231mm	1361mm (3 fixing points)
1296mm	1426mm (3 fixing points)





### G153

Handle Stainless steel  
Metal (extra price)  
handle position: SE

#### Drawer width, of pan drawer and flap doors

Drilling	Door width
192mm	295mm
292mm	395mm
320mm	Glassdoor
342mm	445mm
392mm	495mm
492mm	595mm
592mm	695mm
692mm	795mm
792mm	895mm
892mm	995mm(3 fixing points)

and all larger door widths

#### Length of door

Drilling	Door height	
219mm	321mm	
284mm	386mm	
349mm	451mm	
414mm	516mm	
479mm	581mm	
544mm	646mm	
609mm	711mm	
674mm	776mm	
804mm	906mm	
869mm	971mm	
934mm	1036mm	
999mm	1101mm	
1064mm	1166mm	(3 fixing points)
1194mm	1296mm	(3 fixing points)
1259mm	1361mm	(3 fixing points)
1324mm	1426mm	(3 fixing points)



### G139

Handle Stainless steel  
Metal (extra price)  
handle position: SE

#### Drawer width, of pan drawer and flap doors

Drilling	Door width
192mm	295mm
292mm	395mm
320mm	Glassdoor
342mm	445mm
392mm	495mm
492mm	595mm
592mm	695mm
692mm	795mm
792mm	895mm
892mm	995mm(3 fixing points)

and all larger door widths

#### Length of door


Drilling	Door height	
219mm	321mm	
284mm	386mm	
349mm	451mm	
414mm	516mm	
479mm	581mm	
544mm	646mm	
609mm	711mm	
674mm	776mm	
804mm	906mm	
869mm	971mm	
934mm	1036mm	
999mm	1101mm	
1064mm	1166mm	(3 fixing points)
1194mm	1296mm	(3 fixing points)
1259mm	1361mm	(3 fixing points)
1324mm	1426mm	(3 fixing points)




## Handles



**G112**  
Alu/stainl. steel brushed  
brushed (extra price)



**G114**  
Handle aluminium gold coloured  
(extra price)



**G115**  
Handle aluminium copper coloured  
(extra price)



**G127**  
Handle aluminium black mat  
(extra price)

door width	handle size	
145 mm	(15)	146 mm
195 mm	(20)	196 mm
218 mm		219 mm
245 mm	(25)	246 mm
295 mm	(30)	296 mm
318 mm		319 mm
345 mm		346 mm
395 mm	(40)	396 mm
445 mm	(45)	446 mm
495 mm	(50)	496 mm
595 mm	(60)	596 mm
695 mm	(70)	695 mm
795 mm	(80)	796 mm
895 mm	(90)	896 mm
995 mm	(100)	996 mm
1195 mm	(120)	1196 mm

### Indication for planning:

Filler and corner filler on vario units, variable width doors available for integrated dishwasher will be sent without handle.

Please plan units with drawer and pan drawer. Sometimes units with revolving doors will have problems in functionality. Don't plan wall units with revolving door next tall units, because the doors will not be opened up to 90° and the handle will hit the show side of the tall units.

Please notice that the revolving door next the wall needs a unit filler (min. 3 cm).





## Handles



### G145

Alu/stainl.steel brushed  
brushed (**extra price**)

door width	handle size	
145 mm	(15)	146 mm
195 mm	(20)	196 mm
218 mm		219 mm
245 mm	(25)	246 mm
295 mm	(30)	296 mm
318 mm		319 mm
345 mm		346 mm
395 mm	(40)	396 mm
445 mm	(45)	446 mm
495 mm	(50)	496 mm
595 mm	(60)	596 mm
695 mm	(70)	695 mm
795 mm	(80)	796 mm
895 mm	(90)	896 mm
995 mm	(100)	996 mm
1195 mm	(120)	1196 mm

#### Indication for planning:

Filler and corner filler on vario units, variable width doors available for integrated dishwasher will be sent without handle.

Please plan units with drawer and pan drawer. Sometimes units with revolving doors will have problems in functionality. Don't plan wall units

with revolving door next tall units, because the doors will not be opened up to 90° and the handle will hit the show side of the tall units.

Please notice that the revolving door next the wall needs a unit filler (min. 3 cm).